

FEATURES

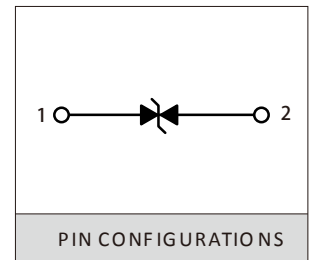
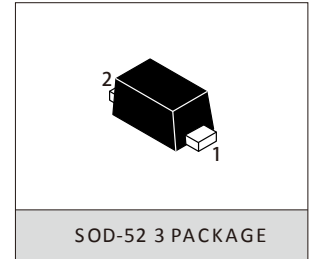
- > 100 Watts Peak Pulse Power per Line(tp=8/20 μs)
- > Protects one bidirectional I/O line
- > Low clamping voltage
- > Working voltages : 5.0V
- > Low leakage current

APPLICATIONS

- > Cell Phone Hands ets and Accessories
- > Microprocessor based equipment
- > Personal Digital Assistants (PDA' s)
- > Notebooks, Desktops, and Servers
- > Portable Instrumentation
- > Peripherals
- > Pagers

IEC COMPATIBILITY

- > IEC61000-4- 2 (ESD) ±30 kV (air), ± 30kV (contact)
- > IEC61000-4- 4 (EFT) 40A (5/50ns)



MAXIMUM RATINGS AND CHARACTERISTICS Ratings at 25 °C ambient temperature unless otherwise specified.

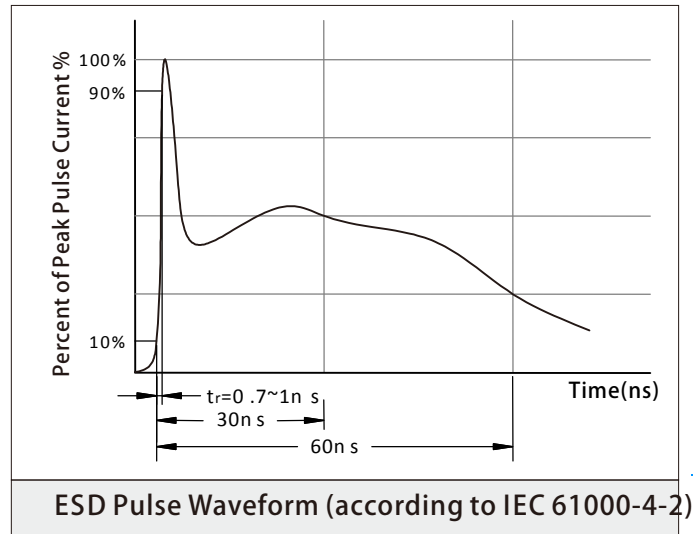
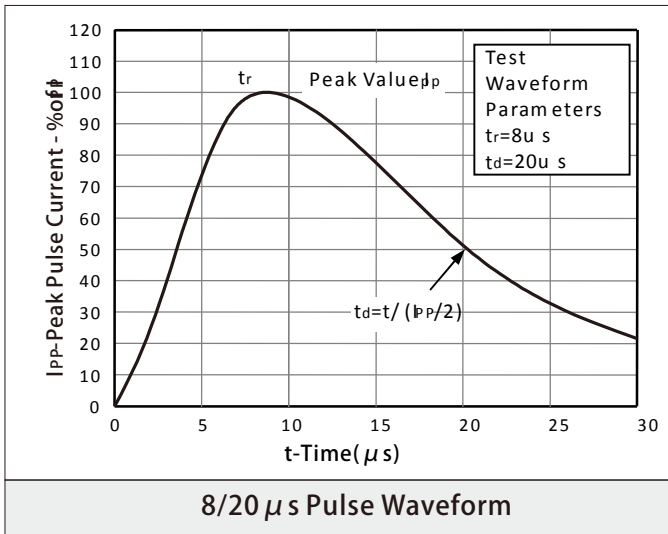
RATING	SYMBOL	VALUE	UNITS
Peak Pulse Power (tp=8/20 μs waveform).	PPPM	100	Watts
Operating Temperature Range.	TJ	-55~+125	° C
Storage Temperature Range.	TSTG	-55~+150	° C

Stresses exceeding those listed in the Maximum Ratings table may damage the device. If any of these limits are exceeded, device functionality should not be assumed, damage may occur and reliability may be affected.

ELECTRICAL CHARACTERISTICS

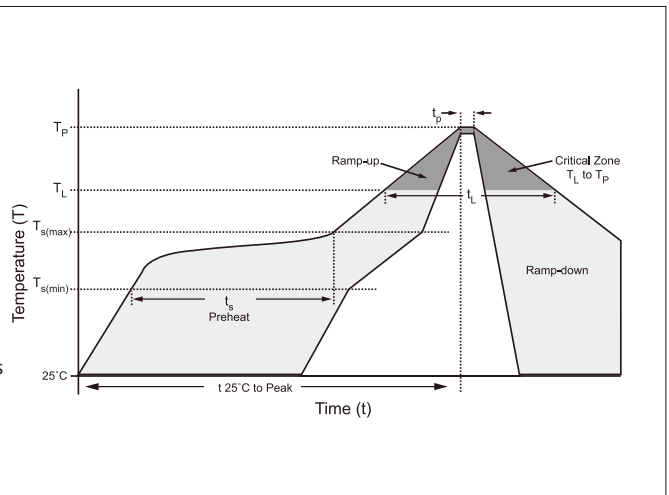
PART NUMBER	V _{RWM}	V _B	I _T	V _c @1A	V _c		I _R	C _T
	(V) Max.	(V) Min.	(mA)	Max.	Max.	@A	(uA) Max.	(pF) Typ.
SE5D10B5 .0A	5.0	6.0	1	9.8	23.0	3.0	1.0	9

CHARACTERISTIC CURVES

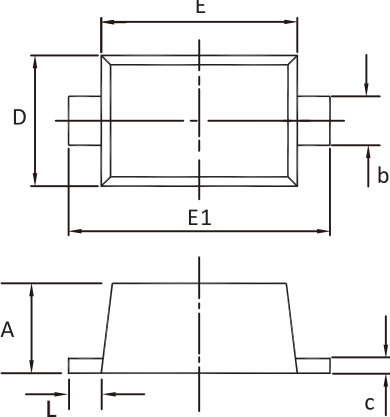


REFLOW PROFILE

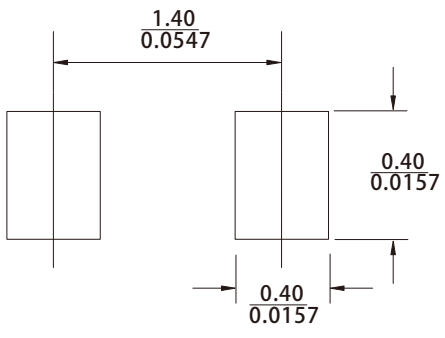
Reflow Condition		Lead-free assembly
Pre Heat	Temperature Min (Ts(min))	150° C
	Temperature Max (Ts(max))	200° C
	Time (min to max) (ts)	60 – 180 secs
Average ramp up rate (Liquidus Temp (TL) to peak)		3° C /second max
Ts(max) to TL-Ramp-up Rate		3° C /second max
Reflow	Temperature (TL)(Liquidus)	217° C
	Time (min to max) (TL)	60 – 150 seconds
Peak Temperature (Tp)		260° C
Time within 5° C of actual peak Temperature (tp)		20 – 40 seconds
Ramp-down Rate		6° C /second max
Time 25° C to peak Temperature (Tp)		8 minutes Max.
Do not exceed		260° C



PRODUCT DIMENSIONS

	Symbol	Millimeters		Inches	
		Min.	Max.	Min.	Max.
	A	0.50	0.70	0.020	0.028
	b	0.25	0.35	0.010	0.014
	C	0.07	0.20	0.0028	0.0079
	D	0.70	0.90	0.028	0.035
	E	1.10	1.30	0.043	0.051
	E1	1.50	1.70	0.059	0.067
	L	0.15	0.25	0.006	0.010

RECOMMENDED PAD LAYOUT DIMENSIONS

	<p>Notes: This recommended land pattern is for reference purposes only. Please consult your manufacturing group to ensure your PCB design guidelines are met.</p>
--	--

ORDERING INFORMATION

Part Number	Component Package	QTY/Reel	Reel Size
SE5D10B5.0A	SOD-523	3000PCS	7"

CONTACT US

Headquarters

Room 43A, Block C, E lectronic and Technology Building, Shennan Road, Futian District, Shenzhen
China

Hotline

+86-0755-83239646

Web

[Http://www.szshaoxin.com](http://www.szshaoxin.com)

By Telephone

General: +86-0755-83239646

By Fax

+86-0755-83239644
